

INDEX

Sr. No.	Particulars	Annexure	Page Nos.
1.	Affidavit		1 - 5
2.	List of Stakeholders		6 - 9
3.	List of Secured Financial Creditors	I	10 - 13
4.	List of Unsecured Financial Creditors	II	14 - 15
5.	List of Operational Creditors (Employees)	III	16 - 18
6.	List of Operational Creditors (Government Dues)	IV	19 - 20
6.	List of Operational Creditors (other than Workmen, Employees and Government Dues)	V	21 - 29

Advocate for Liquidator

G.Aniruth Purushothaman
Having his office at:
Office No. 1202, 12th Floor,
B Wing, Dalamal Towers,
Free Press Journal Marg,
Nariman Point, Mumbai 400021
Email ID:- aniruth@lex-legal.in




Mf



महाराष्ट्र MAHARASHTRA

2024

40AB 289572



IN THE MATTER OF under Section 33 of Insolvency and
Bankruptcy Code, 2016

AND

Varun Resources Limited (under liquidation), a company
incorporated under the laws of India with its registered office at
Lakshmi Building, 6 Shoorji Vallabhdas Marg Ballard Estate
Mumbai – 400 001.



13 MAY 2025

27065

जोडपत्र-१/Annexure-I

फक्त प्रतिज्ञापत्रासाठी/ONLY FOR AFFIDAVIT

१. मुद्रांक विक्री नोंदवही अनु. क्रमांक- २/दिनांक
(Serial No./Date)

13/05/25
Sanjeev

२. मुद्रांक विकत प्रेक्षकाचे नाव, रहिवासाचा पत्ता व सही
(Stamp Purchaser's Name
Place of residence & Signature)


३. परवानाधारक मुद्रांक विक्रेत्याची सही

श्री. शैलेश चिंचोकर

व परवाना क्रमांक तसेच मुद्रांक विक्रीचे ठिकाण/पत्ता १२०१०१०, बालासोपाय (प).

(ज्या कारणासाठी ज्यांनी मुद्रांक खरेदी केला त्यांनी त्याच कारणासाठी मुद्रांक खरेदी केल्यापासून ६ महिन्यात वापरणे बंधनकारक आहे.)

maheshwadi



Varun Resources Limited (under liquidation), a company incorporated under the laws of India
with its registered office at Lakshmi Building, 6 Shoorji Vallabhdas Marg Ballard Estate
Mumbai – 400 001 India

.....Corporate Debtor

Sanjeev Maheshwari,

Liquidator of Varun Resources Limited (under liquidation)

(Regn. No. IBBI/IPA.001/IP. P00279/2017-18/10523)

AFA Valid upto 30th June, 2026

“B” Wing, 3rd Floor, Vaastu Darshan, Azad Road, Andheri (East),

Mumbai -400069

..... Liquidator



AFFIDAVIT

I, Sanjeev Maheshwari, aged about 60, working for profit at 3rd floor, Vaastu Darshan, Azad Lane, Andheri (East), Mumbai – 400 069, an Indian Inhabitant, Liquidator of Varun Resources Limited (in liquidation), do hereby solemnly declare and affirm as under:

- a) Vide order 4th December, 2018, the Hon'ble Tribunal at Mumbai ordered the commencement of liquidation of Varun Resources Limited under Section 33 of the Insolvency and Bankruptcy Code, 2016.
- b) Vide Order of the Hon'ble National Company Law Tribunal, Mumbai bench dated 4th December, 2018, I came to be appointed as a Liquidator of the Corporate Debtor.
- c) I say that I have published advertisement in Form B under Regulation 8 of Insolvency and Bankruptcy Board of India (Liquidation Process) Regulations, 2016 on 6th December, 2018 and the last date of receipt of claims was 2nd January, 2019. After receipt of claims, I have verified the claims and sought certain additional documents from some of the creditors. After receiving the same I filed the claims received of various stakeholders as per Regulation 15 of Insolvency and Bankruptcy Board of India (Liquidation Process) Regulations, 2016 on 7th March, 2019, vide Diary No. D-4903. The said claims statements was annexed as Exhibit I to Exhibit III. I had published advertisement as required in Regulation 31(2) read with 12(3) of Insolvency and Bankruptcy Board of India (Liquidation Process) Regulations, 2016 on 19th March, 2019. I had filed an updated stakeholders list up to 29.07.2023 in July 2023 and thereafter on 22.01.2024 in January, 2024.
- d) Now I am filing updated claim list up to 15th May, 2025. I will publish the advertisement as required in Regulation 31(2) read with 12(3) of Insolvency and Bankruptcy Board of India (Liquidation Process) Regulations, 2016.



e) I say that I am well conversant with the facts, proceedings and circumstances of the present case and am competent to swear to this affidavit. I have read and understood the contents of the accompanying exhibits and further say that the facts stated therein are true to my knowledge.

SANJEEV
MAHESHWARI

Digitally signed by
SANJEEV
MAHESHWARI
Date: 2025.06.10
17:51:55 +05'30'

Solemnly affirmed at Mumbai

On this day of May, 2025

Advocate for Liquidator
G. Aniruth Purushothaman
Having his office at:
Office No. 1202, 12th Floor,
B Wing, Dalamal Towers,
Free Press Journal Marg,
Nariman Point, Mumbai 400021
Email ID:- aniruth@lex-legal.in

For Varun Resources Limited
(Under Liquidation)

Sanjeev Maheshwari
Liquidator

Deponent
(Sanjeev Maheshwari)

Before me,



VERIFICATION

I, Sanjeev Maheshwari, deponent above named do hereby verify that the above contents of the Affidavit are true to the best of my knowledge and belief and that no part thereof is false and nothing material had been concealed there from.

**SANJEEV
MAHESHWARI**

Digitally signed by
SANJEEV
MAHESHWARI
Date: 2025.06.10
17:52:49 +05'30'

For Varun Resources Limited
(Under Liquidation)

Sanjeev
Sanjeev Maheshwari
Liquidator

DEPONENT

Advocate for Liquidator

G.Aniruth Purushothaman
Having his office at:
Office No. 1202, 12th Floor,
B Wing, Dalamal Towers,
Free Press Journal Marg,
Nariman Point, Mumbai 400021
Email ID:- aniruth@lex-legal.in



BEFORE ME
Shashi
15/5/2025
SHASHI BHUSHAN KUMAR
ADVOCATE & NOTARY
GOVT. OF INDIA
ROOM No. 2, B WING, GROUND FLOOR
AKSHAY APARTMENT NEAR D MART,
CHILHAR ROAD, BOISAR, PALGHAR,
MAHARASHTRA - 401 501.

Reg. No. 14	Page No 44
Sr. No. 457	
Date 15/5/2025	



LIST OF STAKEHOLDERS

[As per Regulation 31 of Insolvency and Bankruptcy Board of India (Liquidation Process) Regulations, 2016]

In the matter of
CP 247/ I & BP/ NCLT/ MAH/ 2017
Varun Resources Limited (Under Liquidation)

Prepared by	Sanjeev Maheshwari, IBBI Registration No. IBBI/IPA-001/IP-P00279/2017-18/10523
Reference	NCLT Order dated 04.12.2018



DISCLAIMER

The information contained in this Updated List of Stakeholders ("**List**") is substantially based on information collected by the Liquidator from the books and papers of Varun Resources Limited- (under liquidation) ("**Corporate Debtor**" or "**Company**"), or as supplied by claimants, former directors, officers or employees of the Company, or obtained from public domain. The Liquidator shall not have any liability for any statements, disclosures or representations (expressed or implied) contained in, or any omissions from, this List or any other written or oral communication transmitted to the recipient.

This Updated List of Stakeholders has been prepared pursuant to Regulation 31 of the Insolvency and Bankruptcy Board of India (Liquidation Process) Regulations, 2016 ("**Liquidation Regulations**") and for no other purpose. The submission of this List is a part of the liquidation proceedings. Any recipient getting this List is only entitled to use the same for the purposes of liquidation proceedings, and is not entitled to circulate the whole or any part of the List for any other purpose.

The Liquidator disclaims liability for any losses/ liabilities or damages that may arise relying on the Updated List of Stakeholders. No damages/ losses/ penalties/ liabilities or any form of claim shall lie against the Liquidator for the List.



LIST OF STAKEHOLDERS (Updated as on 15.05.2025)

Pursuant to Regulation 31 of the Liquidation Regulation, 2016, category wise list of stakeholders has been prepared, on the basis of proofs of claims submitted and accepted by the undersigned, under the said regulations stating the following details:

1. amount of claim admitted;
2. extent to which the debts or dues are secured or unsecured;
3. details of the stakeholders; and
4. proofs admitted or rejected in part, and the proofs wholly rejected.

This list of stakeholders includes separate lists showing claims received and subsequently accepted by the Liquidator of the following stakeholders:

1. Financial Secured Creditors: **Annexure- I**;
2. Financial Unsecured Creditors: **Annexure- II**;
3. Operational Creditors (Employees): **Annexure- III**;
4. Operational Creditors (Government Dues): **Annexure- IV**; and
5. Operational Creditors (except employees and workmen and Government Dues): **Annexure- V**;

A public announcement shall also be made to the public informing filing of the updated list of stakeholders with the NCLT, in the manner specified in Regulation 12(3) of the Liquidation Regulations.

Considering that the realisable amount available for distribution to the stakeholders of the Corporate Debtors, shall not be sufficient enough for distribution to the shareholders of the Corporate Debtor, therefore while preparing the list of stakeholders, shareholders of the Corporate Debtors have not been considered.

Considering that the very nature of admission of claims filed by stakeholders is subject to modification, necessary application shall be moved with the Hon'ble NCLT, from time to time, to modify an entry in the list of the stakeholders filed with the Adjudicating Authority, in the manner directed by the Adjudicating Authority.

The list of stakeholders, as modified from time to time, shall be:

1. Available for inspection by the persons who submitted proofs of claim;
2. Available for inspection by members, directors and guarantors of the Corporate Debtor;
3. Displayed on the website of the Corporate Debtor; and
4. Filed on the Electronic platform of the IBBI for dissemination on its website.

Sl. No.	Category of stakeholders	Summary of claims received		Summary of claims admitted		Amount of contingent claims	Amount of claims rejected	Amount of claims under verification
		No. of claims	Amount	No. of claims	Amount			
1	Unpaid insolvency resolution process costs							
2	Liquidation costs incurred till date							
3	Secured financial creditors	10	26,167,116,325	10	26,167,116,325	-	-	-

4	Unsecured financial creditors	4	9,860,316,037	3	8,512,545,454	-	1,347,770,583	-
5	Operational creditors (Workmen)	-	-	-	-	-	-	-
6	Operational creditors (Employees)	47	433,551,087	45	432,347,429	-	1,203,658	-
7	Operational creditors (Government Dues)	4	475,313,646	4	475,313,646	-	-	-
8	Operational creditors (other than Workmen, Employees and Government Dues)	321	2,159,620,495	321	2,159,620,495	-	-	-
9	Other stakeholders, if any (other than financial creditors and operational creditors)	-	-	-	-	-	-	-
Total		386	39,095,917,590	383	37,746,943,349	-	1,348,974,241	-



Annexure- I: Claims of Secured Financial Creditors

Notes:


1. All claims received from the Secured Financial Creditors either by hard copy or in soft form have been considered.
2. The claims have been verified by the Liquidator based on the evidence/ bankers' book submitted by the respective financial creditors. The amount does not necessarily match with the books of accounts of the Company.
3. The claim amount admitted is subject to further scrutinization based on subsequent information/ documents sought from the Corporate Debtor/ creditors, and the Liquidator may modify/ correct the list of claims, on the directions of the NCLT, or otherwise.
4. List of Claims of Financial Creditors has been attached below: -



List of secured financial creditors

(Amount in ₹)

Sl. No.	Name of creditor	Details of claim received		Details of claim Admitted							Amount of contingent claim	Amount of any mutual dues, that may be set off	Amount of claim rejected	Amount of claim under verification	Remarks, if any
		Date of receipt	Amount claimed	Amount of claim admitted	Nature of claim	Amount covered by security interest	Whether security interest relinquished? (Yes/No)	Details of Security Interest	Amount covered by guarantee	% share in total amount of claims admitted					
FC-1	Andhra Bank	31.12.2018	1,16,99,51,735	1,16,99,51,735	Secured	1,16,99,51,735	Yes	1. First pari passu charge on vessel Shubhatreya. 2. Second charge on the assets as set out in Annexure- A. 3. Pari passu charge on pledged shares of the company. 4. CG of VSC International, Singapore, Ocean Race Shipping Company Limited, Cyprus and Varun Asia, Singapore and personal guarantee of Shri Yudhisthir Khatau and Smt. N Y Khatau.		4.47%	-	-	-	-	
FC-3	Bank of India	02.01.2019	55,70,66,785	55,70,66,785	Secured	55,70,66,785	Yes	Exclusive charge over vessel (Maharshi Bharadwaj) in favour of syndicate consisting of DBS Bank, ICICI Bank and Bank of India		2.13%	-	-	-	-	
FC-4	DBS Bank	09.01.2019	37,59,41,453	37,59,41,453	Secured	37,59,41,453	Yes	Exclusive charge over vessel (Maharshi Bharadwaj) in favour of syndicate consisting of DBS Bank, ICICI Bank and Bank of India		1.44%	-	-	-	-	
FC-6	Exim bank	18.12.2018	2,40,36,27,283	2,40,36,27,283	Secured	2,40,36,27,283	Yes	1. First charge on vessel Maharshi Atreya 2. Pari-passu second charge on balance vessels except Maharshi Shubhatreya 3. First pari-passu charge over the cash flows of all vessels 4. Personal Guarantee of Mr. Yudhisthir D Khatau and Ms. Neerja Yudhisthir Khatau and Corporate Guarantee of Ocean Race Shipping Co. Ltd 5. Pledge of the preference shares subscribed by the Corporate Debtor in Varun Asia Pte Ltd, Singapore (exclusive charge) 6. Pari passu charge on pledged shares of the company		9.19%	-	-	-	-	



FC-8	ICICI bank	01.01.2019	3,51,38,91,949	3,51,38,91,949	Secured	3,51,38,91,949	Yes	1. Exclusive charge over vessel (Maharshi Bharadwaj) in favour of syndicate consisting of DBS Bank, ICICI Bank and Bank of India. 2. Exclusive charge over current assets of VGIL. 3. Exclusive charge and mortgage over Vessel- Maharishi Devatreya 4. Second pari passu charge over all the Vessels of the Company except M. Shubhatreya 5. Pari passu charge on pledged shares of the company. 6. First pari passu charge on all the cash flows of the Company 7. Personal Guarantee of Mr. Yudhisthir D Khatau and Ms. Neerja Yudhisthir Khatau and Corporate Guarantee Ocean Race Shipping Co. Ltd	13.43%	-	-	-	-	-
FC-9	Indian Bank	11.01.2019	42,39,00,549	42,39,00,549	Secured	42,39,00,549	Yes	Mortgage over the vessel Maharshi Mahatreya	1.62%	-	-	-	-	-
FC-10	Mauritius Commercial Bank	11.01.2019	2,06,17,40,111	2,06,17,40,111	Secured	2,06,17,40,111	Yes	1. Second ranking pari passu Security (not yet perfected) on vessels. 2. First ranked pari passu charge on the cash flows received from all the vessels. 3. Guarantors: Mr. Yudhisthir D. Khatau, Mrs. N.Y. Khatau, VSC International Pte Ltd, Ocean Race Shipping Co Ltd and Varun Asia Pte. Ltd	7.88%	-	-	-	-	-
FC-11	Neritus Transport Services Private Limited	14.01.2019	2,24,70,40,000	2,24,70,40,000	Secured	2,24,70,40,000	Yes	1. First pari passu charge on M. Shubhatreya created in favour of the IL&FS. 2. Mortgage created on LPG/C M. Bhavatreya in favour of the IL&FS 3. 2nd pari passu charge on all other vessels. 4. Pari- passu first charge on all the Receivables of the Corporate Debtor	8.59%	-	-	-	-	-



FC-12	State Bank of India	21.01.2019	12,61,76,20,850	12,61,76,20,850	Secured	12,61,76,20,850	Yes	1. First Charge on Mh. Vamadeva and Mh. Krishnatreya and its receivables 2. 2nd mortgage charge over vessel Maharshi Shivatreya 3. Exclusive mortgage charge over property (Open plot, part of forest land) bearing GUT Nos. 263,266, 267, 268,272, 312, 269,265 and 305 situated near prakriti Resort, Village Nandgaon, Taluka- Murud, District Raigad measuring 72600 sq. metres, owned by M/s. Yuka Plantations Pvt Ltd. 4. 2nd -Charge on Escrow account receivables of tankers Amba Bhavane, Amba Bhargavi, Amba Bhakti. 5. Residual Charge over other vessels on paripassu basis with all the Banks in the consortium for their share of incremental funding and unsecured funding. 6. Personal Guarantee of Mr. Y.D. Khatau, Mrs. N.Y. Khatau and Corporate Guarantee of M/s. Yuka Plantations Pvt Ltd., Varun Asia Pte Ltd, Ocean Race Shipping Co. Ltd, VSC International Pte Ltd.	48.22%	-	-	-	-	(Secured= 12,617,620,849, Unsecured = 8,405,918,233, Total= 21,023,539,082)
FC-13	Vijaya Bank	28.12.2018	79,63,35,610	79,63,35,610	Secured	79,63,35,610	Yes	1. 2nd charge on Company's vessel namely M. Vamadeva, M. Atreya, M. Devatreya, M. Bhardwaj, M. Krishnatreya, M. Mahatreya (save and except M. Shubhatreya) and subservient charge on M. Shubatreya. 2. First pari passu charges over the cash flows of the company. 3. Second Pari passu charge on pledged shares of the company	3.04%	-	-	-	-	-
Total			26,16,71,16,325	26,16,71,16,325	-	26,16,71,16,325	-	-	100%	-	-	-	-	-



Annexure- II: Claims of Unsecured Financial Creditors

Notes:

5. All claims received from the Unsecured Financial Creditors either by hard copy or in soft form have been considered.
6. The claims have been verified by the Liquidator based on the evidence/ bankers' book submitted by the respective financial creditors. The amount does not necessarily match with the books of accounts of the Company.
7. The claim amount admitted is subject to further scrutinization based on subsequent information/ documents sought from the Corporate Debtor/ creditors, and the Liquidator may modify/ correct the list of claims, on the directions of the NCLT, or otherwise.
8. List of Claims of Unsecured Financial Creditors has been attached below: -



List of unsecured financial creditors

Sl. No.	Name of creditor	Details of claim received		Details of claim Admitted				Amount of contingent claim	Amount of any mutual dues, that may be set off	Amount of claim rejected	Amount of claim under verification	Remarks, if any
		Date of receipt	Amount claimed	Amount of claim admitted	Nature of claim	Amount covered by guarantee	% share in total amount of claims admitted					
1	FC-2 Axis Bank	03.01.2019	10,44,52,734	10,44,52,734	Unsecured		1.23%	-	-	-	-	Personal Guarantee given by Mr. Yudhishtir Khatau As per order passed by NCLT in IA 1342 of 2018, the claim admitted is adjusted in the updated stakeholders list to the extent of ₹ 20 crores
2	FC-5 Deeplok Financial Services Limited	11.01.2019	7,74,486	7,74,486	Unsecured		0.01%	-	-	-	-	
3	FC-7 Finance Exchange (India) Limited	05.02.2019	14,00,000	14,00,000	Unsecured		0.02%	-	-	-	-	
4	FC-12 State Bank of India	21.01.2019	8,40,59,18,234	8,40,59,18,234	Unsecured		98.75%					(Secured= 12,617,620,849, Unsecured= 8,405,918,233, Total= 21,023,539,082)
5	FC-14 Bank of Baroda	23.08.2021	1,34,77,70,583	-	Unsecured		0.00%	-	-	1,34,77,70,583		No documents of liability being in VRL made available.
Total			9,86,03,16,037	8,51,25,45,454		-	100%	-	-	1,34,77,70,583	-	



Annexure- III: Claims of Operational Creditors (Employees)

Notes:


1. All claims received from the Employees or their Authorized Representative either by hard copy or in soft form have been considered.
2. The claims have been verified by the Liquidator based on the evidence/ information/proof of employment and subsequent termination submitted by the respective employees or their Authorized Representatives. The amount does not necessarily match with the books of accounts of the Company.
3. The claim amount admitted is subject to further scrutinization based on subsequent information/ documents sought from the Corporate Debtor/ creditors, and the Liquidator may modify/ correct the list of claims, on the directions of the NCLT, or otherwise.
4. The debts or dues of the employees are unsecured.
5. In case the below mentioned amounts are not agreeable to any employee, the concerned person may contact the liquidator at vrl.liquidator@gmail.com. The Liquidator shall review the supporting documents/ information provided and consider the same for removal of any such discrepancy.
6. The list of operational creditors (Employees) is as under:



List of operational creditors (Employees)

(Amount in ₹)

Sl. No.	Name of authorised representative, if any	Name of employee	Details of claim received		Details of claim admitted				Amount of contingent claim	Amount of any mutual dues, that may be set off	Amount of claim rejected	Amount of claim under verification	Remarks, if any
			Date of receipt	Amount claimed	Total amount of claim admitted	Amount of claim for the period of twelve months preceding the liquidation commencement date	Nature of claim	% share in total amount of claims admitted					
EW-01	Abhijeetam	Ajay Wadhwa	28.01.2019	20,21,146	20,21,146	-	Unsecured	0.47%	-	-	-	-	
EW-02	Abhijeetam	Alok Kumar	28.01.2019	26,96,598	26,96,598	-	Unsecured	0.62%	-	-	-	-	
EW-03	Abhijeetam	Anil Sharma	28.01.2019	36,55,388	36,55,388	-	Unsecured	0.85%	-	-	-	-	
EW-04	Abhijeetam	Anup Biswas	28.01.2019	51,02,367	51,02,367	-	Unsecured	1.18%	-	-	-	-	
EW-05	Abhijeetam	Baldeep Pal Randhawa	28.01.2019	8,51,535	8,51,535	-	Unsecured	0.20%	-	-	-	-	
EW-06	Abhijeetam	Bhavpreet Singh	28.01.2019	7,74,129	7,74,129	-	Unsecured	0.18%	-	-	-	-	
EW-07	Abhijeetam	DA Ratnam	28.01.2019	15,59,266	15,59,266	-	Unsecured	0.36%	-	-	-	-	
EW-08	Abhijeetam	Dharmpal Singh	28.01.2019	21,02,367	21,02,367	-	Unsecured	0.49%	-	-	-	-	
EW-09	Abhijeetam	Dinesh Ramasamy	28.01.2019	5,71,715	5,71,715	-	Unsecured	0.13%	-	-	-	-	
EW-10	Abhijeetam	Pankaj Kumar	28.01.2019	69,72,579	69,72,579	-	Unsecured	1.61%	-	-	-	-	
EW-11	Abhijeetam	Pushpraj Tripathi	28.01.2019	9,40,000	9,40,000	-	Unsecured	0.22%	-	-	-	-	
EW-12	Abhijeetam	Rakesh Dahiya	28.01.2019	13,28,685	13,28,685	-	Unsecured	0.31%	-	-	-	-	
EW-13	Abhijeetam	Shiv Narayan Singh	28.01.2019	3,72,199	3,72,199	-	Unsecured	0.09%	-	-	-	-	
EW-14	Abhijeetam	Vicky Maurya	28.01.2019	1,27,613	1,27,613	-	Unsecured	0.03%	-	-	-	-	
EW-15	Abhijeetam	Vikas Pandey	28.01.2019	6,88,175	6,88,175	-	Unsecured	0.16%	-	-	-	-	
EW-16	Abhijeetam	Vinod Gupta	28.01.2019	1,37,756	1,37,756	-	Unsecured	0.03%	-	-	-	-	
EW-17	Abhijeetam	Vinoth K Sundaram	28.01.2019	12,64,923	12,64,923	-	Unsecured	0.29%	-	-	-	-	
EW-18	Brus Chambers	Animesh Biswas	29.01.2019	17,49,750	17,49,750	-	Unsecured	0.40%	-	-	-	-	
EW-19	Brus Chambers	Anshuman Sen	29.01.2019	37,81,595	37,81,595	-	Unsecured	0.87%	-	-	-	-	
EW-20	Brus Chambers	Anup Kumar Biswas	29.01.2019	79,34,896	79,34,896	-	Unsecured	1.84%	-	-	-	-	
EW-21	Brus Chambers	Baljeet Singh Bajwa	29.01.2019	52,86,071	52,86,071	-	Unsecured	1.22%	-	-	-	-	
EW-22	Brus Chambers	Brijmohan Kumar	29.01.2019	21,95,430	21,95,430	-	Unsecured	0.51%	-	-	-	-	
EW-23	Brus Chambers	Deepankar Biswas	29.01.2019	18,29,789	18,29,789	-	Unsecured	0.42%	-	-	-	-	
EW-24	Brus Chambers	Jeetendra Sama	29.01.2019	50,40,961	50,40,961	-	Unsecured	1.17%	-	-	-	-	
EW-25	Brus Chambers	Manas Pushkar	29.01.2019	8,41,061	8,41,061	-	Unsecured	0.19%	-	-	-	-	
EW-26	Brus Chambers	Manjeet Singh	29.01.2019	17,15,592	17,15,592	-	Unsecured	0.40%	-	-	-	-	
EW-27	Brus Chambers	Rout Reddyla Simadri Reddy	29.01.2019	18,93,124	18,93,124	-	Unsecured	0.44%	-	-	-	-	
EW-28	Brus Chambers	Samir Belkar	29.01.2019	14,20,761	14,20,761	-	Unsecured	0.33%	-	-	-	-	



EW-29	Brus Chambers	Sandeep Sharma	29.01.2019	8,04,075	8,04,075	-	Unsecured	0.19%	-	-	-	-	-
EW-30	Brus Chambers	Shamsuddin Tinwalla	29.01.2019	73,90,147	73,90,147	-	Unsecured	1.71%	-	-	-	-	-
EW-31	Brus Chambers	Vaibhav Milan	29.01.2019	15,29,456	15,29,456	-	Unsecured	0.35%	-	-	-	-	-
EW-32		Authorised Representative- For Shore/ Floating Staff employees/workmen	02.01.2019	34,51,34,000	34,51,34,000	-	Unsecured	79.83%	-	-	-	-	-
EW-33	NA	Gagan Gupta	02.01.2019	2,50,000	2,50,000	-	Unsecured	0.06%	-	-	-	-	-
EW-34	NA	Karl B Lacerda	02.01.2019	24,32,610	24,32,610	-	Unsecured	0.56%	-	-	-	-	-
EW-35	NA	Naman Garg	02.01.2019	1,30,000	1,30,000	-	Unsecured	0.03%	-	-	-	-	-
EW-36	NA	S.G Thikekar	02.01.2019	1,19,850	1,19,850	-	Unsecured	0.03%	-	-	-	-	-
EW-37	NA	Sanjay Kumar Rai	02.01.2019	3,83,520	3,83,520	-	Unsecured	0.09%	-	-	-	-	-
EW-38	NA	Ajith Joseph R	02.02.2019	17,35,368	17,35,368	-	Unsecured	0.40%	-	-	-	-	-
EW-39	NA	Anand Kumar	27.01.2019	7,26,943	7,26,943	-	Unsecured	0.17%	-	-	-	-	-
EW-40	Brus Chambers	Deepankar Biswas	29.01.2019	12,17,980	12,17,980	-	Unsecured	0.28%	-	-	-	-	-
EW-41	NA	Kumaresan S	28.01.2019	19,80,561	19,80,561	-	Unsecured	0.46%	-	-	-	-	-
EW-42	NA	Manmohan Singh Khurana	26.12.2018	9,54,165	9,54,165	-	Unsecured	0.22%	-	-	-	-	-
EW-43	NA	S. Jayakumaran	30.01.2019	14,87,099	14,87,099	-	Unsecured	0.34%	-	-	-	-	-
EW-44	NA	Suresh Kumar Nagra	24.01.2019	4,46,160	4,46,160	-	Unsecured	0.10%	-	-	-	-	-
EW-45	NA	V.R Venkatakrishnan	25.01.2019	7,70,022	7,70,022	-	Unsecured	0.18%	-	-	-	-	-
EW-46	NA	Rajesh Kumar	23.04.2019	8,56,474	-	-	Unsecured	0.00%	-	-	8,56,474	-	-
EW-47	NA	Balwinder Singh Gill	02.10.2019	3,47,184	-	-	Unsecured	0.00%	-	-	3,47,184	-	-
Total				43,35,51,087	43,23,47,429	-		100%	-	-	12,03,658	-	-



Annexure- IV: Claims of Operational Creditors (Government Dues)

Notes:

1. All claims received from the Government Department or Authorities either by hard copy or in soft form have been considered.
2. The claims have been verified by the Liquidator based on the evidence/ information/details towards which the claims have arisen submitted by the respective operational creditors. The amount does not necessarily match with the books of accounts of the Company.
3. The claim amount admitted is subject to further scrutinization based on subsequent information/ documents sought from the Corporate Debtor/ creditors, and the Liquidator may modify/ correct the list of claims, on the directions of the NCLT, or otherwise.
4. The list of operational creditors (Government Dues) is as under:



(Amount in ₹)



Annexure- V: Claims by operational creditors (other than Workmen, Employees and Government Dues)


Notes:

1. All claims received from any other stakeholder either by hard copy or in soft form have been considered.
2. The claims have been verified by the Liquidator based on the evidence/ information/proof /details/invoices towards which the claims have arisen, submitted by the respective stakeholder. The amount does not necessarily match with the books of accounts of the Company.
3. For Operational Creditors, whose claims have not been received under liquidation, either the outstanding in the books of accounts or claims received during CIRP have been considered.
4. The claim amount admitted is subject to further scrutinization based on subsequent information/ documents sought from the Corporate Debtor/ creditors, and the Liquidator may modify/ correct the list of claims, on the directions of the NCLT, or otherwise.
5. Expenditure incurred and outstanding during the CIRP period has not been reflected as operational creditors, as they form part of the CIRP Cost.
6. The debts or dues of these stakeholders are unsecured.
7. The list is as under:




List of operational creditors (other than Workmen, Employees and Government Dues)

Sl. No.	Name of creditor	Details of claim received		Details of claim admitted						Amount of contingent claim	Amount of any mutual dues, that may be set off	Amount of claim rejected	Amount of claim under verification	Remarks, if any
		Date of receipt	Amount claimed	Amount of claim admitted	Nature of claim	Amount covered by lien or attachment pending disposal	Whether lien / attachment removed? (Yes/No)	Amount covered by guarantee	% share in total amount of claims admitted					
1	OC-1 Akzo Nobel	01.02.2019	46,01,158	46,01,158	Unsecured	No	No		0.213%	-	-	-	-	
2	OC-2 Deendayal Port Trust	25.01.2019	1,61,13,970	1,61,13,970	Unsecured	No	No		0.746%	-	-	-	-	
3	OC-3 Dry Docks World	30.01.2019	1,14,29,06,967	1,14,29,06,967	Unsecured	No	No		52.922%	-	-	-	-	
4	OC-4 Shewratan Company Private Limited	11.02.2019	8,68,984	8,68,984	Unsecured	No	No		0.040%	-	-	-	-	
5	OC-5 A S Moloobhoy & Sons	02.01.2019	7,294	7,294	Unsecured	No	No		0.000%	-	-	-	-	
6	OC-6 A.D.Dalvi	02.01.2019	54,647	54,647	Unsecured	No	No		0.003%	-	-	-	-	
7	OC-7 Abb Ltd	02.01.2019	30,00,000	30,00,000	Unsecured	No	No		0.139%	-	-	-	-	
8	OC-8 Adamallys L.L.C.	02.01.2019	25,79,806	25,79,806	Unsecured	No	No		0.119%	-	-	-	-	
9	OC-9 Aflex Ships Equipment Pte Ltd	02.01.2019	7,733	7,733	Unsecured	No	No		0.000%	-	-	-	-	
10	OC-10 Airtel - 109-101839597	02.01.2019	5,627	5,627	Unsecured	No	No		0.000%	-	-	-	-	
11	OC-11 Ajay Valves Private Limited	02.01.2019	49,629	49,629	Unsecured	No	No		0.002%	-	-	-	-	
12	OC-12 Aker Kvaerner Pusnes As	02.01.2019	3,28,043	3,28,043	Unsecured	No	No		0.015%	-	-	-	-	
13	OC-13 Al Ghwasa Technical Equipment Trading Est.	02.01.2019	1,28,228	1,28,228	Unsecured	No	No		0.006%	-	-	-	-	
14	OC-14 Al Mufaddal Eng. & Mar. Ser. Co. Llc	02.01.2019	3,59,039	3,59,039	Unsecured	No	No		0.017%	-	-	-	-	
15	OC-15 Al Najmah Al Masyah Ship Maint	02.01.2019	4,10,330	4,10,330	Unsecured	No	No		0.019%	-	-	-	-	
16	OC-16 Al Suhail Ship Maintenance Services	02.01.2019	16,606	16,606	Unsecured	No	No		0.001%	-	-	-	-	
17	OC-17 Albwardy Marine Engineering L.L.C	02.01.2019	62,28,941	62,28,941	Unsecured	No	No		0.288%	-	-	-	-	
18	OC-18 Alfa Laval Aalborg A/S	02.01.2019	1,93,632	1,93,632	Unsecured	No	No		0.009%	-	-	-	-	
19	OC-19 Alfa Laval Aalborg A/S (Dubai Branch)	02.01.2019	5,244	5,244	Unsecured	No	No		0.000%	-	-	-	-	
20	OC-20 Alfaomegastar, C.A.	02.01.2019	2,10,581	2,10,581	Unsecured	No	No		0.010%	-	-	-	-	
21	OC-21 Alpha Engineers (M&N)	02.01.2019	1,38,951	1,38,951	Unsecured	No	No		0.006%	-	-	-	-	
22	OC-22 Altro Marine & Safety Pte.Ltd	02.01.2019	44,649	44,649	Unsecured	No	No		0.002%	-	-	-	-	
23	OC-23 Ambika Enterprise	02.01.2019	1,79,157	1,79,157	Unsecured	No	No		0.008%	-	-	-	-	
24	OC-24 American Bureau Of Shipping	02.01.2019	93,607	93,607	Unsecured	No	No		0.004%	-	-	-	-	
25	OC-25 American Bureau Of Shipping	02.01.2019	1,220	1,220	Unsecured	No	No		0.000%	-	-	-	-	
26	OC-26 American Bureau Of Shipping - Spore	02.01.2019	1,51,950	1,51,950	Unsecured	No	No		0.007%	-	-	-	-	
27	OC-27 Amit Bagadia Huf	02.01.2019	74,025	74,025	Unsecured	No	No		0.003%	-	-	-	-	
28	OC-28 Amol Doijode	02.01.2019	2,47,500	2,47,500	Unsecured	No	No		0.011%	-	-	-	-	
29	OC-29 Assistemar - Assistencia Técnica Maritima, Lda	02.01.2019	1,97,092	1,97,092	Unsecured	No	No		0.009%	-	-	-	-	
30	OC-30 Badami Industrial Corporation	02.01.2019	47,644	47,644	Unsecured	No	No		0.002%	-	-	-	-	
31	OC-31 Bawa Home	02.01.2019	61,800	61,800	Unsecured	No	No		0.003%	-	-	-	-	
32	OC-32 Bctec Inc. Marine Services Div.	02.01.2019	2,73,703	2,73,703	Unsecured	No	No		0.013%	-	-	-	-	
33	OC-33 Bell Shipping Ltd	02.01.2019	4,48,799	4,48,799	Unsecured	No	No		0.021%	-	-	-	-	
34	OC-34 Benson Marine Services Pvt. Ltd.	02.01.2019	26,293	26,293	Unsecured	No	No		0.001%	-	-	-	-	
35	OC-35 Berg & Larsen Pte., Ltd.	02.01.2019	4,05,325	4,05,325	Unsecured	No	No		0.019%	-	-	-	-	
36	OC-36 Bimco	02.01.2019	5,01,816	5,01,816	Unsecured	No	No		0.023%	-	-	-	-	
37	OC-37 Bombay Stock Exchange Limited	02.01.2019	2,45,055	2,45,055	Unsecured	No	No		0.011%	-	-	-	-	
38	OC-38 Braemar Technical Services Ltd	02.01.2019	3,57,771	3,57,771	Unsecured	No	No		0.017%	-	-	-	-	
39	OC-39 Burekhardt Compression	02.01.2019	56,286	56,286	Unsecured	No	No		0.003%	-	-	-	-	
40	OC-40 Burekhardt Compression (Middle East) Fze	02.01.2019	1,20,542	1,20,542	Unsecured	No	No		0.006%	-	-	-	-	
41	OC-41 Galex Marine And Industrial Services Pvt. Ltd.	02.01.2019	1,72,647	1,72,647	Unsecured	No	No		0.008%	-	-	-	-	
42	OC-42 Calvin International Llc	02.01.2019	3,76,863	3,76,863	Unsecured	No	No		0.017%	-	-	-	-	




43	OC-43	Cargo Gear Services (I)P.Ltd.	02.01.2019	1,72,507	1,72,507	Unsecured	No	No		0.008%	-	-	-	-	
44	OC-44	Caribbean Trading Co. (L.L.C)	02.01.2019	21,29,642	21,29,642	Unsecured	No	No		0.099%	-	-	-	-	
45	OC-45	Cathodic Protection Technology Pte Ltd	02.01.2019	4,49,465	4,49,465	Unsecured	No	No		0.021%	-	-	-	-	
46	OC-46	Chevron International (S) Pte Ltd	02.01.2019	2,01,381	2,01,381	Unsecured	No	No		0.009%	-	-	-	-	
47	OC-47	Choudary Technical Ship Ser. P	02.01.2019	5,71,741	5,71,741	Unsecured	No	No		0.026%	-	-	-	-	
48	OC-48	Comtech Oil Seprtr & Plt H/Exch Sprs Pte Ltd	02.01.2019	3,02,068	3,02,068	Unsecured	No	No		0.014%	-	-	-	-	
49	OC-49	Consilium Marine India Pvt. Ltd	02.01.2019	1,43,654	1,43,654	Unsecured	No	No		0.007%	-	-	-	-	
50	OC-50	Consilium Middle East	02.01.2019	3,87,650	3,87,650	Unsecured	No	No		0.018%	-	-	-	-	
51	OC-51	Crawford Bayley & Co	02.01.2019	16,72,400	16,72,400	Unsecured	No	No		0.077%	-	-	-	-	
52	OC-52	Cuproban Systems (Singapore) Pte Ltd	02.01.2019	3,44,535	3,44,535	Unsecured	No	No		0.016%	-	-	-	-	
53	OC-53	Curacao Drydock Company, Inc.	02.01.2019	3,06,914	3,06,914	Unsecured	No	No		0.014%	-	-	-	-	
54	OC-54	Cyclelect Ele. Eng.Pte Ltd	02.01.2019	14,66,401	14,66,401	Unsecured	No	No		0.068%	-	-	-	-	
55	OC-55	Dalwin Marine Pte Ltd	02.01.2019	5,26,537	5,26,537	Unsecured	No	No		0.024%	-	-	-	-	
56	OC-56	Darius J. Khambata	02.01.2019	76,500	76,500	Unsecured	No	No		0.004%	-	-	-	-	
57	OC-57	Datamatics Financial Services Ltd.	02.01.2019	4,05,657	4,05,657	Unsecured	No	No		0.019%	-	-	-	-	
58	OC-58	Db Marine Services Co.	02.01.2019	3,64,245	3,64,245	Unsecured	No	No		0.017%	-	-	-	-	
59	OC-59	Delta Electric	02.01.2019	6,83,249	6,83,249	Unsecured	No	No		0.032%	-	-	-	-	
60	OC-60	Delta Co. Ltd	02.01.2019	3,51,945	3,51,945	Unsecured	No	No		0.016%	-	-	-	-	
61	OC-61	Det Norske Veritas As	02.01.2019	9,681	9,681	Unsecured	No	No		0.000%	-	-	-	-	
62	OC-62	Det Norske Veritas As	02.01.2019	2,11,562	2,11,562	Unsecured	No	No		0.010%	-	-	-	-	
63	OC-63	Diesel Marine International L.L.C.	02.01.2019	13,91,597	13,91,597	Unsecured	No	No		0.064%	-	-	-	-	
64	OC-64	Dimar-Tec Pte Ltd	02.01.2019	84,882	84,882	Unsecured	No	No		0.004%	-	-	-	-	
65	OC-65	Disel & Auto Spares (India)	02.01.2019	3,07,606	3,07,606	Unsecured	No	No		0.014%	-	-	-	-	
66	OC-66	Dmi Diesel Offshore (S) Pte Ltd.	02.01.2019	4,13,302	4,13,302	Unsecured	No	No		0.019%	-	-	-	-	
67	OC-67	Dnv Petroleum Services Pte Ltd	02.01.2019	8,976	8,976	Unsecured	No	No		0.000%	-	-	-	-	
68	OC-68	Eastern Canada Response Corporation Ltd.	02.01.2019	70,910	70,910	Unsecured	No	No		0.003%	-	-	-	-	
69	OC-69	Eh Engineering Co., Ltd.	02.01.2019	2,85,696	2,85,696	Unsecured	No	No		0.013%	-	-	-	-	
70	OC-70	Elektronik Lab - Kochi	02.01.2019	75,510	75,510	Unsecured	No	No		0.003%	-	-	-	-	
71	OC-71	Elektronik Lab - Mumbai	02.01.2019	1,80,479	1,80,479	Unsecured	No	No		0.008%	-	-	-	-	
72	OC-72	Emirates Industrial Gases Co. Llc	02.01.2019	1,22,425	1,22,425	Unsecured	No	No		0.006%	-	-	-	-	
73	OC-73	Eureka Marine A/S	02.01.2019	20,91,356	20,91,356	Unsecured	No	No		0.097%	-	-	-	-	
74	OC-74	Euro Marine Supply	02.01.2019	6,576	6,576	Unsecured	No	No		0.000%	-	-	-	-	
75	OC-75	F E Sullivan & Co Ltd	02.01.2019	2,65,586	2,65,586	Unsecured	No	No		0.012%	-	-	-	-	
76	OC-76	Fairdeal Marine Services	02.01.2019	3,70,708	3,70,708	Unsecured	No	No		0.017%	-	-	-	-	
77	OC-77	Fichte & Co.	02.01.2019	1,13,78,700	1,13,78,700	Unsecured	No	No		0.527%	-	-	-	-	
78	OC-78	Fire Protection Service, Inc	02.01.2019	45,842	45,842	Unsecured	No	No		0.002%	-	-	-	-	
79	OC-79	Five Oceans Ship Rep & Mar Ser	02.01.2019	37,314	37,314	Unsecured	No	No		0.002%	-	-	-	-	
80	OC-80	Fleet Management India Pvt. Ltd.	02.01.2019	50,90,925	50,90,925	Unsecured	No	No		0.236%	-	-	-	-	
81	OC-81	Force Technology	02.01.2019	38,34,699	38,34,699	Unsecured	No	No		0.178%	-	-	-	-	
82	OC-82	Fss Engineering	02.01.2019	8,03,657	8,03,657	Unsecured	No	No		0.037%	-	-	-	-	
83	OC-83	Furuno Electric Co Ltd	02.01.2019	39,982	39,982	Unsecured	No	No		0.002%	-	-	-	-	
84	OC-84	Gac Marine Logistics Inc	02.01.2019	11,32,292	11,32,292	Unsecured	No	No		0.052%	-	-	-	-	
85	OC-85	Gas Trade Solutions	02.01.2019	5,099	5,099	Unsecured	No	No		0.000%	-	-	-	-	
86	OC-86	Gaylin International Pte Ltd	02.01.2019	36,74,721	36,74,721	Unsecured	No	No		0.170%	-	-	-	-	
87	OC-87	Global Marine Safety (Singapore) Pte.Ltd.	02.01.2019	5,01,681	5,01,681	Unsecured	No	No		0.023%	-	-	-	-	
88	OC-88	Global Tech	02.01.2019	7,546	7,546	Unsecured	No	No		0.000%	-	-	-	-	
89	OC-89	Globe Wireless	02.01.2019	6,924	6,924	Unsecured	No	No		0.000%	-	-	-	-	
90	OC-90	Globsol Singapore Pte. Ltd.	02.01.2019	16,21,236	16,21,236	Unsecured	No	No		0.075%	-	-	-	-	
91	OC-91	Golden Beach China Shipping Marine Ser.(Hk)Co.,Ltd	02.01.2019	9,29,462	9,29,462	Unsecured	No	No		0.043%	-	-	-	-	
92	OC-92	Goldens India Private Ltd.	02.01.2019	94,046	94,046	Unsecured	No	No		0.004%	-	-	-	-	
93	OC-93	Goodwill Marine Equipment Repairing	02.01.2019	3,82,637	3,82,637	Unsecured	No	No		0.018%	-	-	-	-	
94	OC-94	Grant Thornton	02.01.2019	3,15,982	3,15,982	Unsecured	No	No		0.015%	-	-	-	-	




95	OC-95 Group Automation Pte Ltd.	02.01.2019	28,999	28,999	Unsecured	No	No		0.001%	-	-	-	-	
96	OC-96 Gulf Marine & Industrial Supplies	02.01.2019	19,00,017	19,00,017	Unsecured	No	No		0.088%	-	-	-	-	
97	OC-97 Guma	02.01.2019	2,72,500	2,72,500	Unsecured	No	No		0.013%	-	-	-	-	
98	OC-98 H+G Meister Ag (Polyverix)	02.01.2019	9,62,983	9,62,983	Unsecured	No	No		0.045%	-	-	-	-	
99	OC-99 Hamburger Technik Services-Gmbh	02.01.2019	3,12,49,022	3,12,49,022	Unsecured	No	No		1.447%	-	-	-	-	
100	OC-100 Hamworthy Middle East Fzc	02.01.2019	6,31,291	6,31,291	Unsecured	No	No		0.029%	-	-	-	-	
101	OC-101 Hamworthy Svanehoj A/S	02.01.2019	4,06,179	4,06,179	Unsecured	No	No		0.019%	-	-	-	-	
102	OC-102 Hana Power System Service Co., Ltd.	02.01.2019	4,89,549	4,89,549	Unsecured	No	No		0.023%	-	-	-	-	
103	OC-103 Hanshin Electronics Co.,Ltd.	02.01.2019	1,58,682	1,58,682	Unsecured	No	No		0.007%	-	-	-	-	
104	OC-104 Harmeen Insulation Engineers	02.01.2019	3,32,792	3,32,792	Unsecured	No	No		0.015%	-	-	-	-	
105	OC-105 Heatec Jietong Pte Ltd	02.01.2019	16,57,080	16,57,080	Unsecured	No	No		0.077%	-	-	-	-	
106	OC-106 High Seas Shipping Associates	02.01.2019	2,32,726	2,32,726	Unsecured	No	No		0.011%	-	-	-	-	
107	OC-107 Huiqin Shipping Technology(Hongkong)Limited	02.01.2019	7,22,566	7,22,566	Unsecured	No	No		0.033%	-	-	-	-	
108	OC-108 Hungkia Marine Engineering Company Limited	02.01.2019	1,60,285	1,60,285	Unsecured	No	No		0.007%	-	-	-	-	
109	OC-109 Hypet Data As	02.01.2019	67,320	67,320	Unsecured	No	No		0.003%	-	-	-	-	
110	OC-110 Hyundai Electric & Machinery Co.	02.01.2019	1,15,405	1,15,405	Unsecured	No	No		0.005%	-	-	-	-	
111	OC-111 Hyundai Heavy Industries Co. Ltd	02.01.2019	4,44,311	4,44,311	Unsecured	No	No		0.021%	-	-	-	-	
112	OC-112 I.N.S.A.	02.01.2019	10,53,538	10,53,538	Unsecured	No	No		0.049%	-	-	-	-	
113	OC-113 Icici Bank Limited	02.01.2019	6,41,141	6,41,141	Unsecured	No	No		0.030%	-	-	-	-	
114	OC-114 Ihi Marine Co. Ltd.	02.01.2019	10,63,601	10,63,601	Unsecured	No	No		0.049%	-	-	-	-	
115	OC-115 Imtech Marine Singapore Pte Ltd	02.01.2019	3,83,890	3,83,890	Unsecured	No	No		0.018%	-	-	-	-	
116	OC-116 Inchcape Shipping Services	02.01.2019	3,783	3,783	Unsecured	No	No		0.000%	-	-	-	-	
117	OC-117 Inchcape Shipping Services Shanghai	02.01.2019	5,81,831	5,81,831	Unsecured	No	No		0.027%	-	-	-	-	
118	OC-118 Inchcape Shipping Services (Uk) Ltd -	02.01.2019	3,30,534	3,30,534	Unsecured	No	No		0.015%	-	-	-	-	
119	OC-119 Inchcape Shipping Services-Dubai	02.01.2019	3,57,436	3,57,436	Unsecured	No	No		0.017%	-	-	-	-	
120	OC-120 Indian Register Of Shipping	02.01.2019	21,35,000	21,35,000	Unsecured	No	No		0.099%	-	-	-	-	
121	OC-121 Indian Register Of Shipping	02.01.2019	20,529	20,529	Unsecured	No	No		0.001%	-	-	-	-	
122	OC-122 Inge Steensland As	02.01.2019	87,894	87,894	Unsecured	No	No		0.004%	-	-	-	-	
123	OC-123 Inmarsat Solution B.V. (Stratos)	02.01.2019	58,314	58,314	Unsecured	No	No		0.003%	-	-	-	-	
124	OC-124 International Aeradio (Emirates) Llc	02.01.2019	34,042	34,042	Unsecured	No	No		0.002%	-	-	-	-	
125	OC-125 Ioannides Demetriou Llc	02.01.2019	21,97,418	21,97,418	Unsecured	No	No		0.102%	-	-	-	-	
126	OC-126 J.O. Engineering Co. Ltd.	02.01.2019	3,35,085	3,35,085	Unsecured	No	No		0.016%	-	-	-	-	
127	OC-127 Jaljyot Offshore Supply & Services	02.01.2019	1,79,433	1,79,433	Unsecured	No	No		0.008%	-	-	-	-	
128	OC-128 Japan Radio Co.Ltd	02.01.2019	6,96,019	6,96,019	Unsecured	No	No		0.032%	-	-	-	-	
129	OC-129 Jas Sanghavi	02.01.2019	4,950	4,950	Unsecured	No	No		0.000%	-	-	-	-	
130	OC-130 Jeppesen Marine	02.01.2019	16,14,329	16,14,329	Unsecured	No	No		0.075%	-	-	-	-	
131	OC-131 Jinsan Marine Management Co., Ltd.	02.01.2019	2,14,672	2,14,672	Unsecured	No	No		0.010%	-	-	-	-	
132	OC-132 Jitendra Jain	02.01.2019	22,500	22,500	Unsecured	No	No		0.001%	-	-	-	-	
133	OC-133 Joseph Tan Jude Benny Llp	02.01.2019	5,136	5,136	Unsecured	No	No		0.000%	-	-	-	-	
134	OC-134 Jowa (Shanghai) Marine Equipment Co. Ltd.	02.01.2019	1,01,300	1,01,300	Unsecured	No	No		0.005%	-	-	-	-	
135	OC-135 Jowa Usa, Inc.	02.01.2019	19,234	19,234	Unsecured	No	No		0.001%	-	-	-	-	
136	OC-136 Jrc Tokyo Marine Service Center	02.01.2019	2,41,632	2,41,632	Unsecured	No	No		0.011%	-	-	-	-	
137	OC-137 Karia & Shah	02.01.2019	2,36,250	2,36,250	Unsecured	No	No		0.011%	-	-	-	-	
138	OC-138 Kdu World Wide Technical Services Fzc	02.01.2019	4,73,162	4,73,162	Unsecured	No	No		0.022%	-	-	-	-	
139	OC-139 Kemel Asia Pacific Pte. Ltd.	02.01.2019	10,33,371	10,33,371	Unsecured	No	No		0.048%	-	-	-	-	
140	OC-140 Kone Middle East Llc	02.01.2019	6,992	6,992	Unsecured	No	No		0.000%	-	-	-	-	
141	OC-141 Kongsberg Maritime India Private Limited	02.01.2019	1,97,109	1,97,109	Unsecured	No	No		0.009%	-	-	-	-	
142	OC-142 Kumhotech Inc	02.01.2019	5,75,745	5,75,745	Unsecured	No	No		0.027%	-	-	-	-	
143	OC-143 Leader Marine(China) Co., Ltd.	02.01.2019	4,96,720	4,96,720	Unsecured	No	No		0.023%	-	-	-	-	
144	OC-144 Legero International Group Bv	02.01.2019	1,57,254	1,57,254	Unsecured	No	No		0.007%	-	-	-	-	
145	OC-145 Link Instrumentation And Control Services	02.01.2019	7,22,117	7,22,117	Unsecured	No	No		0.033%	-	-	-	-	
146	OC-146 Little Ferry Agencies Pte Ltd	02.01.2019	85,156	85,156	Unsecured	No	No		0.004%	-	-	-	-	


147	OC-147	Lokit Polymer Pte Ltd	02.01.2019	5,56,780	5,56,780	Unsecured	No	No		0.026%	-	-	-	-
148	OC-148	Lyngso Marine A/S	02.01.2019	10,05,950	10,05,950	Unsecured	No	No		0.047%	-	-	-	-
149	OC-149	M Siroya And Company	02.01.2019	1,26,500	1,26,500	Unsecured	No	No		0.006%	-	-	-	-
150	OC-150	M. M. Cargo Gear And Marine Services Pvt. Ltd.	02.01.2019	2,83,851	2,83,851	Unsecured	No	No		0.013%	-	-	-	-
151	OC-151	M.R. Enterprises	02.01.2019	78,266	78,266	Unsecured	No	No		0.004%	-	-	-	-
152	OC-152	Man Diesel & Turbo	02.01.2019	3,97,487	3,97,487	Unsecured	No	No		0.018%	-	-	-	-
153	OC-153	Man Diesel & Turbo Middle East Llc	02.01.2019	5,767	5,767	Unsecured	No	No		0.000%	-	-	-	-
154	OC-154	Man Diesel Shanghai Co., Ltd.	02.01.2019	6,60,648	6,60,648	Unsecured	No	No		0.031%	-	-	-	-
155	OC-155	Marco Air Control Services	02.01.2019	39,693	39,693	Unsecured	No	No		0.002%	-	-	-	-
156	OC-156	Marinco Ltd.	02.01.2019	95,763	95,763	Unsecured	No	No		0.004%	-	-	-	-
157	OC-157	Marine Cad Assistance	02.01.2019	63,000	63,000	Unsecured	No	No		0.003%	-	-	-	-
158	OC-158	Marine Corporation Of India	02.01.2019	4,24,543	4,24,543	Unsecured	No	No		0.020%	-	-	-	-
159	OC-159	Marine Electronics And Navigation Systems Pvt Ltd	02.01.2019	8,77,215	8,77,215	Unsecured	No	No		0.041%	-	-	-	-
160	OC-160	Marine Power International Fzc	02.01.2019	8,95,655	8,95,655	Unsecured	No	No		0.041%	-	-	-	-
161	OC-161	Maris-Maritime Information Systems As	02.01.2019	3,20,571	3,20,571	Unsecured	No	No		0.015%	-	-	-	-
162	OC-162	Marisoft Fzc	02.01.2019	80,611	80,611	Unsecured	No	No		0.004%	-	-	-	-
163	OC-163	Maritime Technical Intl. Inc.	02.01.2019	3,88,570	3,88,570	Unsecured	No	No		0.018%	-	-	-	-
164	OC-164	Maritime&Port Authority-S'Pore	02.01.2019	9,73,315	9,73,315	Unsecured	No	No		0.045%	-	-	-	-
165	OC-165	Marks Marine Radio Pvt. Ltd.	02.01.2019	3,56,404	3,56,404	Unsecured	No	No		0.017%	-	-	-	-
166	OC-166	Marlink	02.01.2019	86,865	86,865	Unsecured	No	No		0.004%	-	-	-	-
167	OC-167	Marsh Inesco Llc	02.01.2019	95,475	95,475	Unsecured	No	No		0.004%	-	-	-	-
168	OC-168	Mashin Shokai (U.A.E) L.L.C	02.01.2019	14,70,406	14,70,406	Unsecured	No	No		0.068%	-	-	-	-
169	OC-169	Mashin Shokai Limited	02.01.2019	8,12,619	8,12,619	Unsecured	No	No		0.038%	-	-	-	-
170	OC-170	Mass Automation Pvt Ltd	02.01.2019	19,804	19,804	Unsecured	No	No		0.001%	-	-	-	-
171	OC-171	Master Systems Llc	02.01.2019	13,69,112	13,69,112	Unsecured	No	No		0.063%	-	-	-	-
172	OC-172	Mercury Engineering Works	02.01.2019	3,726	3,726	Unsecured	No	No		0.000%	-	-	-	-
173	OC-173	Mhi Marine Eng Ltd	02.01.2019	24,18,960	24,18,960	Unsecured	No	No		0.112%	-	-	-	-
174	OC-174	Mid Oil Asia Pte Ltd	02.01.2019	19,38,810	19,38,810	Unsecured	No	No		0.090%	-	-	-	-
175	OC-175	Midstream Services	02.01.2019	6,27,861	6,27,861	Unsecured	No	No		0.029%	-	-	-	-
176	OC-176	Misc Supplier Floating Staff	02.01.2019	1,61,983	1,61,983	Unsecured	No	No		0.008%	-	-	-	-
177	OC-177	Miscellaneous Supp.Accounts	02.01.2019	32,45,000	32,45,000	Unsecured	No	No		0.150%	-	-	-	-
178	OC-178	Mitsuizosen Technoservice Singapore Pte Ltd	02.01.2019	39,54,226	39,54,226	Unsecured	No	No		0.183%	-	-	-	-
179	OC-179	Modern Automation & Engineering Pte Ltd	02.01.2019	67,664	67,664	Unsecured	No	No		0.003%	-	-	-	-
180	OC-180	Mol Techno-Trade, Ltd.	02.01.2019	42,100	42,100	Unsecured	No	No		0.002%	-	-	-	-
181	OC-181	Moonglow Signages Pvt. Ltd.	02.01.2019	98,601	98,601	Unsecured	No	No		0.005%	-	-	-	-
182	OC-182	Mosh International Ltd.	02.01.2019	3,77,901	3,77,901	Unsecured	No	No		0.017%	-	-	-	-
183	OC-183	Mrc Co.,Ltd	02.01.2019	1,66,697	1,66,697	Unsecured	No	No		0.008%	-	-	-	-
184	OC-184	Narayani Enterprises	02.01.2019	3,32,249	3,32,249	Unsecured	No	No		0.015%	-	-	-	-
185	OC-185	Nascent Engineering	02.01.2019	1,58,963	1,58,963	Unsecured	No	No		0.007%	-	-	-	-
186	OC-186	National Forwarder (S) Pte Ltd	02.01.2019	19,39,102	19,39,102	Unsecured	No	No		0.090%	-	-	-	-
187	OC-187	Navicom Technology International Pvt. Ltd.	02.01.2019	87,116	87,116	Unsecured	No	No		0.004%	-	-	-	-
188	OC-188	Navteam A/S Professional Marine Electronics	02.01.2019	15,551	15,551	Unsecured	No	No		0.001%	-	-	-	-
189	OC-189	New Tech Korea	02.01.2019	33,84,130	33,84,130	Unsecured	No	No		0.157%	-	-	-	-
190	OC-190	Nicer Corporation	02.01.2019	5,51,352	5,51,352	Unsecured	No	No		0.026%	-	-	-	-
191	OC-191	Noah Agencies 'N' Marine Services Pte Ltd	02.01.2019	3,53,303	3,53,303	Unsecured	No	No		0.016%	-	-	-	-
192	OC-192	Nordan Marine A/S	02.01.2019	18,17,217	18,17,217	Unsecured	No	No		0.084%	-	-	-	-
193	OC-193	Norinco Private Limited	02.01.2019	31,772	31,772	Unsecured	No	No		0.001%	-	-	-	-
194	OC-194	Norton Rose	02.01.2019	16,25,485	16,25,485	Unsecured	No	No		0.075%	-	-	-	-
195	OC-195	Nutraceuticals Pharma Pte Ltd	02.01.2019	14,730	14,730	Unsecured	No	No		0.001%	-	-	-	-
196	OC-196	Ocean Automation Solutions Llc	02.01.2019	67,735	67,735	Unsecured	No	No		0.003%	-	-	-	-
197	OC-197	Ocean Marine Services Co., Ltd.	02.01.2019	39,62,348	39,62,348	Unsecured	No	No		0.183%	-	-	-	-
198	OC-198	Ocean Masters Llc.	02.01.2019	94,06,568	94,06,568	Unsecured	No	No		0.436%	-	-	-	-



199	OC-199 Ocean Race Shipping Company Limited	02.01.2019	16,02,188	16,02,188	Unsecured	No	No		0.074%	-	-	-	-	
200	OC-200 Offshore Equipment Supply Co.	02.01.2019	33,231	33,231	Unsecured	No	No		0.002%	-	-	-	-	
201	OC-201 Okasa Investments & Finance Co. Pvt. Ltd.	02.01.2019	93,550	93,550	Unsecured	No	No		0.004%	-	-	-	-	
202	OC-202 Ola Ship Supplies N.V.	02.01.2019	1,28,760	1,28,760	Unsecured	No	No		0.006%	-	-	-	-	
203	OC-203 Olive Marine System Corp	02.01.2019	30,58,339	30,58,339	Unsecured	No	No		0.142%	-	-	-	-	
204	OC-204 Pest Control M.Walshe	02.01.2019	12,247	12,247	Unsecured	No	No		0.001%	-	-	-	-	
205	OC-205 Petronas Maritime Services Sdn. Bhd.	02.01.2019	4,77,009	4,77,009	Unsecured	No	No		0.022%	-	-	-	-	
206	OC-206 Polar Professional Marine Electronics & Radio Surv	02.01.2019	96,171	96,171	Unsecured	No	No		0.004%	-	-	-	-	
207	OC-207 Polaris Marine Services Co Ltd	02.01.2019	17,311	17,311	Unsecured	No	No		0.001%	-	-	-	-	
208	OC-208 Polycon As	02.01.2019	83,582	83,582	Unsecured	No	No		0.004%	-	-	-	-	
209	OC-209 Praxis Automation Far East Pte Ltd.	02.01.2019	3,89,814	3,89,814	Unsecured	No	No		0.018%	-	-	-	-	
210	OC-210 Price Waterhouse Coopers	02.01.2019	1,24,854	1,24,854	Unsecured	No	No		0.006%	-	-	-	-	
211	OC-211 Prime Scan Service	02.01.2019	98,010	98,010	Unsecured	No	No		0.005%	-	-	-	-	
212	OC-212 Prodoflex As	02.01.2019	1,72,560	1,72,560	Unsecured	No	No		0.008%	-	-	-	-	
213	OC-213 Provimar S.A.	02.01.2019	45,846	45,846	Unsecured	No	No		0.002%	-	-	-	-	
214	OC-214 Pt Pratama Graha Semesta	02.01.2019	1,77,224	1,77,224	Unsecured	No	No		0.008%	-	-	-	-	
215	OC-215 Pt.Biro Klasifikasi Indonesia (Persero) Singapore	02.01.2019	23,70,545	23,70,545	Unsecured	No	No		0.110%	-	-	-	-	
216	OC-216 Pt.Multi Prima Semesta Abadi	02.01.2019	16,60,119	16,60,119	Unsecured	No	No		0.077%	-	-	-	-	
217	OC-217 Qinhuangdao Dongguang Shipping Co.,Ltd	02.01.2019	9,52,094	9,52,094	Unsecured	No	No		0.044%	-	-	-	-	
218	OC-218 Qinhuangdao Ocean Shipping Supply Co.,Ltd	02.01.2019	17,03,089	17,03,089	Unsecured	No	No		0.079%	-	-	-	-	
219	OC-219 Quick Marine Service Limited	02.01.2019	5,31,211	5,31,211	Unsecured	No	No		0.025%	-	-	-	-	
220	OC-220 Radio Holland Usa Inc. B.V.	02.01.2019	4,85,682	4,85,682	Unsecured	No	No		0.022%	-	-	-	-	
221	OC-221 Raj Sharma Trading (L.L.C.)	02.01.2019	49,731	49,731	Unsecured	No	No		0.002%	-	-	-	-	
222	OC-222 Rama Krishna Shiprepairing P.L	02.01.2019	23,51,037	23,51,037	Unsecured	No	No		0.109%	-	-	-	-	
223	OC-223 Ramakrishna Engineering	02.01.2019	74,920	74,920	Unsecured	No	No		0.003%	-	-	-	-	
224	OC-224 Rekha Medico & General Stores	02.01.2019	1,85,773	1,85,773	Unsecured	No	No		0.009%	-	-	-	-	
225	OC-225 Ric Marine (Pte) Ltd	02.01.2019	5,55,948	5,55,948	Unsecured	No	No		0.026%	-	-	-	-	
226	OC-226 Richards Hogg Lindley	02.01.2019	63,65,185	63,65,185	Unsecured	No	No		0.295%	-	-	-	-	
227	OC-227 Roger International Equipment & Services Pte Ltd	02.01.2019	2,41,658	2,41,658	Unsecured	No	No		0.011%	-	-	-	-	
228	OC-228 Rolls - Royce Marine India Pvt Ltd	02.01.2019	84,626	84,626	Unsecured	No	No		0.004%	-	-	-	-	
229	OC-229 Royal Marine Engineering	02.01.2019	51,966	51,966	Unsecured	No	No		0.002%	-	-	-	-	
230	OC-230 Rsk Marine & Logistics Services	02.01.2019	6,48,455	6,48,455	Unsecured	No	No		0.030%	-	-	-	-	
231	OC-231 S M Ship Repair	02.01.2019	81,959	81,959	Unsecured	No	No		0.004%	-	-	-	-	
232	OC-232 S. A. Hazarika	02.01.2019	27,872	27,872	Unsecured	No	No		0.001%	-	-	-	-	
233	OC-233 S.S. Electricals	02.01.2019	49,400	49,400	Unsecured	No	No		0.002%	-	-	-	-	
234	OC-234 Safe Navigation, Inc	02.01.2019	4,56,360	4,56,360	Unsecured	No	No		0.021%	-	-	-	-	
235	OC-235 Saga Marine Company Limited	02.01.2019	36,63,375	36,63,375	Unsecured	No	No		0.170%	-	-	-	-	
236	OC-236 Sandeep Redh	02.01.2019	5,503	5,503	Unsecured	No	No		0.000%	-	-	-	-	
237	OC-237 Sap Print Solutions Private Limited	02.01.2019	2,74,268	2,74,268	Unsecured	No	No		0.013%	-	-	-	-	
238	OC-238 Sargam Metals Pvt. Ltd.	02.01.2019	2,84,770	2,84,770	Unsecured	No	No		0.013%	-	-	-	-	
239	OC-239 Scandinavian Boiler Service, Inc.	02.01.2019	4,34,765	4,34,765	Unsecured	No	No		0.020%	-	-	-	-	
240	OC-240 Sea Fidelity Shipping Company Limited	02.01.2019	53,87,040	53,87,040	Unsecured	No	No		0.249%	-	-	-	-	
241	OC-241 Sea Korea Co. Ltd.	02.01.2019	6,62,593	6,62,593	Unsecured	No	No		0.031%	-	-	-	-	
242	OC-242 Seagull Shipping Agency Pte Ltd	02.01.2019	19,86,904	19,86,904	Unsecured	No	No		0.092%	-	-	-	-	
243	OC-243 Seastar Ship Management Pvt. Ltd.	02.01.2019	1,44,588	1,44,588	Unsecured	No	No		0.007%	-	-	-	-	
244	OC-244 Seaways Enterprises	02.01.2019	36,149	36,149	Unsecured	No	No		0.002%	-	-	-	-	
245	OC-245 Seaways Marine Suppliers	02.01.2019	7,18,569	7,18,569	Unsecured	No	No		0.033%	-	-	-	-	
246	OC-246 Seisres Co.,Ltd.	02.01.2019	2,25,869	2,25,869	Unsecured	No	No		0.010%	-	-	-	-	
247	OC-247 Severnglocon Ltd.	02.01.2019	3,91,620	3,91,620	Unsecured	No	No		0.018%	-	-	-	-	
248	OC-248 SF Mar. Offshore&Ind. Supply Co	02.01.2019	28,000	28,000	Unsecured	No	No		0.001%	-	-	-	-	
249	OC-249 SF Marine & Industrial Stores	02.01.2019	16,640	16,640	Unsecured	No	No		0.001%	-	-	-	-	
250	OC-250 Sharique Nachan	02.01.2019	1,600	1,600	Unsecured	No	No		0.000%	-	-	-	-	



251	OC-251	Ship Guard Inc	02.01.2019	2,82,102	2,82,102	Unsecured	No	No		0.013%	-	-	-	-	
252	OC-252	Shivika Technologies	02.01.2019	1,98,675	1,98,675	Unsecured	No	No		0.009%	-	-	-	-	
253	OC-253	Shm Shipcare	02.01.2019	1,51,591	1,51,591	Unsecured	No	No		0.007%	-	-	-	-	
254	OC-254	Shree Venkatesh Engineering Works	02.01.2019	16,380	16,380	Unsecured	No	No		0.001%	-	-	-	-	
255	OC-255	Silver Sea Marine Services & Suppliers	02.01.2019	3,42,604	3,42,604	Unsecured	No	No		0.016%	-	-	-	-	
256	OC-256	Singtek Marine And Industrial Engineering Pte Ltd	02.01.2019	1,38,090	1,38,090	Unsecured	No	No		0.006%	-	-	-	-	
257	OC-257	Smec Automation Fze	02.01.2019	6,00,749	6,00,749	Unsecured	No	No		0.028%	-	-	-	-	
258	OC-258	Smec Automation Pvt Ltd	02.01.2019	1,43,459	1,43,459	Unsecured	No	No		0.007%	-	-	-	-	
259	OC-259	Solas Marine Services Est	02.01.2019	10,72,769	10,72,769	Unsecured	No	No		0.050%	-	-	-	-	
260	OC-260	Somasekhar Sundaresan	02.01.2019	1,21,500	1,21,500	Unsecured	No	No		0.006%	-	-	-	-	
261	OC-261	Sorab S.Engineer & Co.	02.01.2019	70,43,625	70,43,625	Unsecured	No	No		0.326%	-	-	-	-	
262	OC-262	Spry Asia Group Co. Ltd	02.01.2019	15,387	15,387	Unsecured	No	No		0.001%	-	-	-	-	
263	OC-263	Sri Balaji Marine & Civil Engineering Works	02.01.2019	70,780	70,780	Unsecured	No	No		0.003%	-	-	-	-	
264	OC-264	Sri Ganesh Shipping Agency	02.01.2019	2,66,474	2,66,474	Unsecured	No	No		0.012%	-	-	-	-	
265	OC-265	Sterling Electronic Systems	02.01.2019	27,939	27,939	Unsecured	No	No		0.001%	-	-	-	-	
266	OC-266	Sterling Enterprises	02.01.2019	93,088	93,088	Unsecured	No	No		0.004%	-	-	-	-	
267	OC-267	Strait Ship Services	02.01.2019	22,61,540	22,61,540	Unsecured	No	No		0.105%	-	-	-	-	
268	OC-268	Stx Engine Co. Ltd	02.01.2019	9,65,440	9,65,440	Unsecured	No	No		0.045%	-	-	-	-	
269	OC-269	Subhag Engineers Pvt Ltd	02.01.2019	3,31,434	3,31,434	Unsecured	No	No		0.015%	-	-	-	-	
270	OC-270	Sumedha Fiscal Services Ltd.	02.01.2019	17,25,000	17,25,000	Unsecured	No	No		0.080%	-	-	-	-	
271	OC-271	Svs Marine Services Pvt. Ltd.	02.01.2019	2,76,014	2,76,014	Unsecured	No	No		0.013%	-	-	-	-	
272	OC-272	Swaran Financial Pvt Ltd,	02.01.2019	25,989	25,989	Unsecured	No	No		0.001%	-	-	-	-	
273	OC-273	Swift Electronic Engineers Pte Ltd.	02.01.2019	1,75,835	1,75,835	Unsecured	No	No		0.008%	-	-	-	-	
274	OC-274	Swift Marine Services	02.01.2019	1,55,036	1,55,036	Unsecured	No	No		0.007%	-	-	-	-	
275	OC-275	T. R. Chadha & Co Llp	02.01.2019	8,250	8,250	Unsecured	No	No		0.000%	-	-	-	-	
276	OC-276	T.M.& Brothers	02.01.2019	1,19,384	1,19,384	Unsecured	No	No		0.006%	-	-	-	-	
277	OC-277	Teamtech A/S	02.01.2019	53,609	53,609	Unsecured	No	No		0.002%	-	-	-	-	
278	OC-278	Tech Seal Engg. Pvt. Ltd.	02.01.2019	40,352	40,352	Unsecured	No	No		0.002%	-	-	-	-	
279	OC-279	Techno Fibre Middle East Marine Services Fze	02.01.2019	4,26,038	4,26,038	Unsecured	No	No		0.020%	-	-	-	-	
280	OC-280	Techno Solutions	02.01.2019	28,450	28,450	Unsecured	No	No		0.001%	-	-	-	-	
281	OC-281	Teho Ropes And Supplies Pte Ltd	02.01.2019	4,10,035	4,10,035	Unsecured	No	No		0.019%	-	-	-	-	
282	OC-282	Thakur Engineering & Maintenance Services Private	02.01.2019	66,306	66,306	Unsecured	No	No		0.003%	-	-	-	-	
283	OC-283	Thames Diesel Injection Parts Ltd	02.01.2019	63,992	63,992	Unsecured	No	No		0.003%	-	-	-	-	
284	OC-284	Thanawala Consultancy Services	02.01.2019	12,600	12,600	Unsecured	No	No		0.001%	-	-	-	-	
285	OC-285	The New India Assurance Co.Ltd	02.01.2019	67,82,547	67,82,547	Unsecured	No	No		0.314%	-	-	-	-	
286	OC-286	The New India Assurance Co.Ltd	02.01.2019	2,82,32,809	2,82,32,809	Unsecured	No	No		1.307%	-	-	-	-	
287	OC-287	The Woe Owners Mutual Ins.Asso	02.01.2019	3,82,68,310	3,82,68,310	Unsecured	No	No		1.772%	-	-	-	-	
288	OC-288	Tianjin United Ocean Engineering Co.,Ltd	02.01.2019	4,60,211	4,60,211	Unsecured	No	No		0.021%	-	-	-	-	
289	OC-289	Tile Marine L.L.C.	02.01.2019	11,09,001	11,09,001	Unsecured	No	No		0.051%	-	-	-	-	
290	OC-290	Tirupati Corporation	02.01.2019	26,764	26,764	Unsecured	No	No		0.001%	-	-	-	-	
291	OC-291	Tmb Shipping Private Limited	02.01.2019	25,509	25,509	Unsecured	No	No		0.001%	-	-	-	-	
292	OC-292	Tmq International	02.01.2019	3,51,577	3,51,577	Unsecured	No	No		0.016%	-	-	-	-	
293	OC-293	Tritech	02.01.2019	2,53,735	2,53,735	Unsecured	No	No		0.012%	-	-	-	-	
294	OC-294	Tru-Marine Pte. Ltd.	02.01.2019	2,82,394	2,82,394	Unsecured	No	No		0.013%	-	-	-	-	
295	OC-295	Tts Marine Gmbh	02.01.2019	11,881	11,881	Unsecured	No	No		0.001%	-	-	-	-	
296	OC-296	Turboned Services B.V.	02.01.2019	21,81,287	21,81,287	Unsecured	No	No		0.101%	-	-	-	-	
297	OC-297	Umc International	02.01.2019	5,18,811	5,18,811	Unsecured	No	No		0.024%	-	-	-	-	
298	OC-298	United Maritime Suppliers Inc	02.01.2019	52,823	52,823	Unsecured	No	No		0.002%	-	-	-	-	
299	OC-299	Uuf Instruments B.V.	02.01.2019	1,58,235	1,58,235	Unsecured	No	No		0.007%	-	-	-	-	
300	OC-300	Van West Holland Bv	02.01.2019	4,263	4,263	Unsecured	No	No		0.000%	-	-	-	-	
301	OC-301	Vedam Design & Technical Consultancy Pvt. Ltd.	02.01.2019	70,787	70,787	Unsecured	No	No		0.003%	-	-	-	-	
302	OC-302	Venus Computer Systems	02.01.2019	10,973	10,973	Unsecured	No	No		0.001%	-	-	-	-	



303	OC-303 Videotel Marine Asia Limited	02.01.2019	7,53,000	7,53,000	Unsecured	No	No		0.035%	-	-	-	-	
304	OC-304 Vigil Marine Services (P) Ltd.	02.01.2019	2,45,220	2,45,220	Unsecured	No	No		0.011%	-	-	-	-	
305	OC-305 Vintech	02.01.2019	72,26,167	72,26,167	Unsecured	No	No		0.335%	-	-	-	-	
306	OC-306 Vintech Automation	02.01.2019	4,74,935	4,74,935	Unsecured	No	No		0.022%	-	-	-	-	
307	OC-307 Vishal N Manseta	02.01.2019	53,360	53,360	Unsecured	No	No		0.002%	-	-	-	-	
308	OC-308 Vsc International Pte Ltd	02.01.2019	12,97,75,532	12,97,75,532	Unsecured	No	No		6.009%	-	-	-	-	
309	OC-309 Wartsila Nederland B.V.	02.01.2019	77,271	77,271	Unsecured	No	No		0.004%	-	-	-	-	
310	OC-310 Wartsila Switzerland Ltd.	02.01.2019	28,585	28,585	Unsecured	No	No		0.001%	-	-	-	-	
311	OC-311 West Bengal Trading Corp	02.01.2019	69,530	69,530	Unsecured	No	No		0.003%	-	-	-	-	
312	OC-312 West Marine Engineering Pte Ltd	02.01.2019	4,32,682	4,32,682	Unsecured	No	No		0.020%	-	-	-	-	
313	OC-313 Western Marine And Engineering Services Pvt. Ltd.	02.01.2019	30,972	30,972	Unsecured	No	No		0.001%	-	-	-	-	
314	OC-314 Western Marine Services Pte Ltd	02.01.2019	6,66,787	6,66,787	Unsecured	No	No		0.031%	-	-	-	-	
315	OC-315 Wood Group Engineering Services M/E Ltd	02.01.2019	10,502	10,502	Unsecured	No	No		0.000%	-	-	-	-	
316	OC-316 Y.T. Enterprise Corportion	02.01.2019	1,84,746	1,84,746	Unsecured	No	No		0.009%	-	-	-	-	
317	OC-317 Zener Electronics Services	02.01.2019	5,51,912	5,51,912	Unsecured	No	No		0.026%	-	-	-	-	
318	OC-318 Arun Mehta	02.01.2019	14,05,38,235	14,05,38,235	Unsecured	No	No		6.508%	-	-	-	-	
319	OC-319 Asean International Limited	02.01.2019	40,75,22,351	40,75,22,351	Unsecured	No	No		18.870%	-	-	-	-	
320	OC-320 Shicap Trustee Company Ltd	02.01.2019	10,50,525	10,50,525	Unsecured	No	No		0.049%	-	-	-	-	
321	OC-321 Unit Trust Of India Investment Advisory Services Limited	02.01.2019	4,05,084	4,05,084	Unsecured	No	No		0.019%	-	-	-	-	
Total			2,15,96,20,495	2,15,96,20,495					100%					



Note: Apart from the claims mentioned above, no other claims have been received from the operational creditors/ employees and other stakeholders (if any) of the Corporate Debtor. Further, necessary modification shall be done in the above-mentioned list of stakeholders in case of any fresh/ modified claim received from any stakeholder, subject to approval of NCLT or otherwise.

